



Intellectual property of GameTime, a PlayCore Company. The site shown in rendering is an interpretation and may not reflect exact site conditions.

East Shore Drive Playground Brigantine, NJ



A PLAYCORE Company

www.gametime.com



play.site.sport.

www.mrcrec.com



Intellectual property of GameTime, a PlayCore Company. The site shown in rendering is an interpretation and may not reflect exact site conditions.

East Shore Drive Playground Brigantine, NJ



www.gametime.com



www.mrcrc.com



Intellectual property of GameTime, a PlayCore Company. The site shown in rendering is an interpretation and may not reflect exact site conditions.

East Shore Drive Playground Brigantine, NJ



A PLAYCORE Company

www.gametime.com



play.site.sport.

www.mrcrc.com



Intellectual property of GameTime, a PlayCore Company. The site shown in rendering is an interpretation and may not reflect exact site conditions.

East Shore Drive Playground Brigantine, NJ



www.gametime.com



www.mrcrec.com



Intellectual property of GameTime, a PlayCore Company. The site shown in rendering is an interpretation and may not reflect exact site conditions.

East Shore Drive Playground Brigantine, NJ




A PLAYCORE Company

www.gametime.com



play.site.sport.

www.mrcrc.com



Intellectual property of GameTime, a PlayCore Company. The site shown in rendering is an interpretation and may not reflect exact site conditions.

East Shore Drive Playground Brigantine, NJ



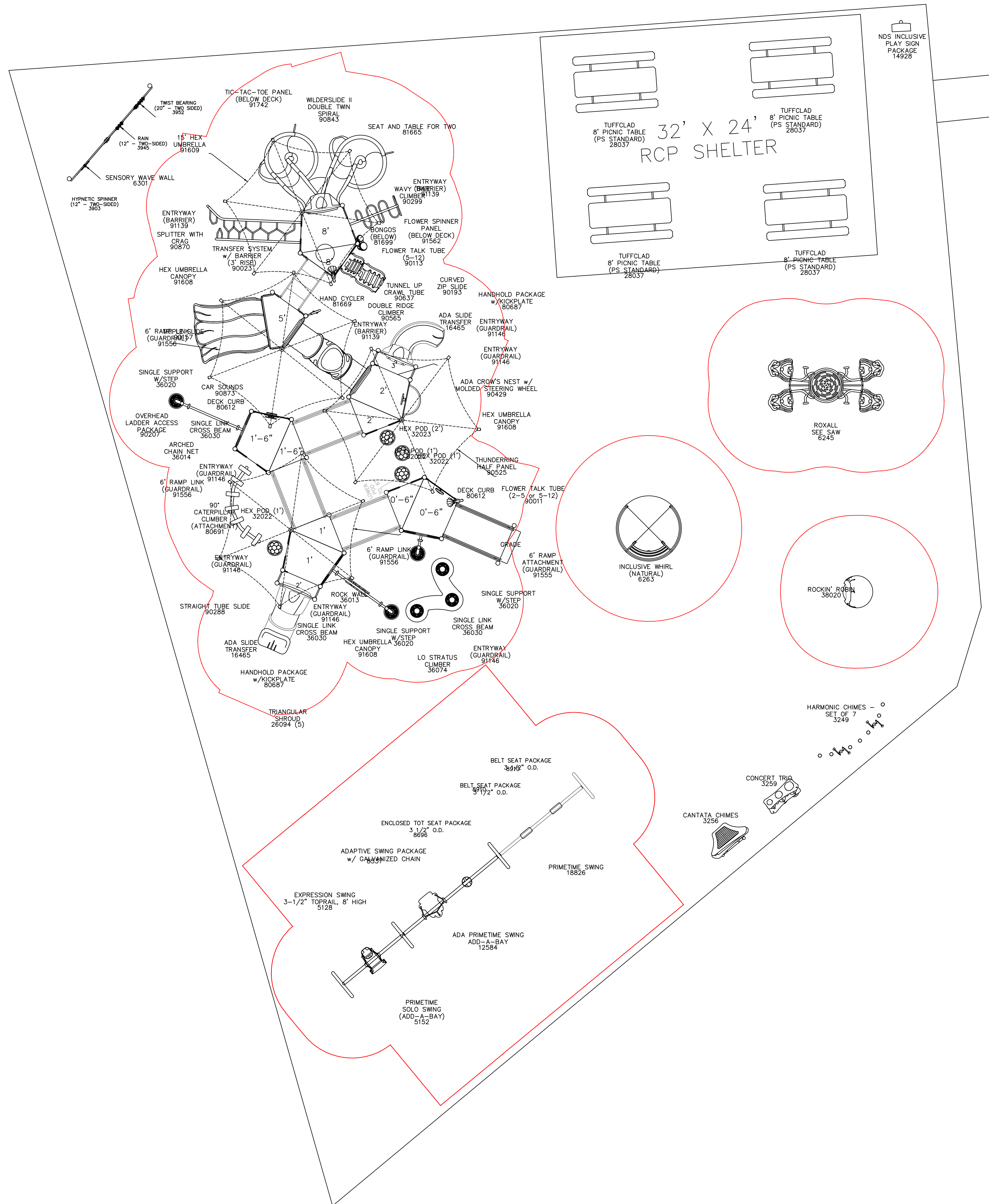
A PLAYCORE Company

www.gametime.com



play.site.sport.

www.mrcrc.com



TIC-TAC-TOE PANEL (BELOW DECK) 91742

WILDERSLIDE II DOUBLE TWIN SPIRAL 90843

SEAT AND TABLE FOR TWO 81665

ENTRYWAY CLIMBER (BARRIER) 91139

FLOWER SPINNER PANEL (BELOW DECK) 91562

BONGOS (BELOW DECK) 81699

FLOWER TALK TUBE (5-12) 90113

TUNNEL UP CRAWL TUBE 90837

HAND CYCLER 81669

DOUBLE RIDGE 80853

ADA SLIDE TRANSFER 16465

ENTRYWAY GUARDRAIL 91146

ADA CROWS NEST w/ MOLDED STEERING WHEEL 90429

CAR SOUNDS 90873

DECK CURB 80612

HEX POOL (2') 32023

THUNDERING HALF PANEL 90525

DECK CURB (2-5 or 5-12) 90011

GRADE

6' RAMP ATTACHMENT (GUARDRAIL) 91555

SINGLE SUPPORT W/STEP 36020

ROCK WALL 36013

ENTRYWAY GUARDRAIL 91146

SINGLE LINK CROSS BEAM 36030

HEX UMBRELLA CANOPY 91608

ADA SLIDE TRANSFER 16465

HANDHOLD PACKAGE w/ KICKPLATE 80687

TRIANGULAR SHROUD 26094 (3)

BELT SEAT PACKAGE 36102 O.D.

BELT SEAT PACKAGE 91172 O.D.

ENCLOSED TOT SEAT PACKAGE 3-1/2" O.D. 8696

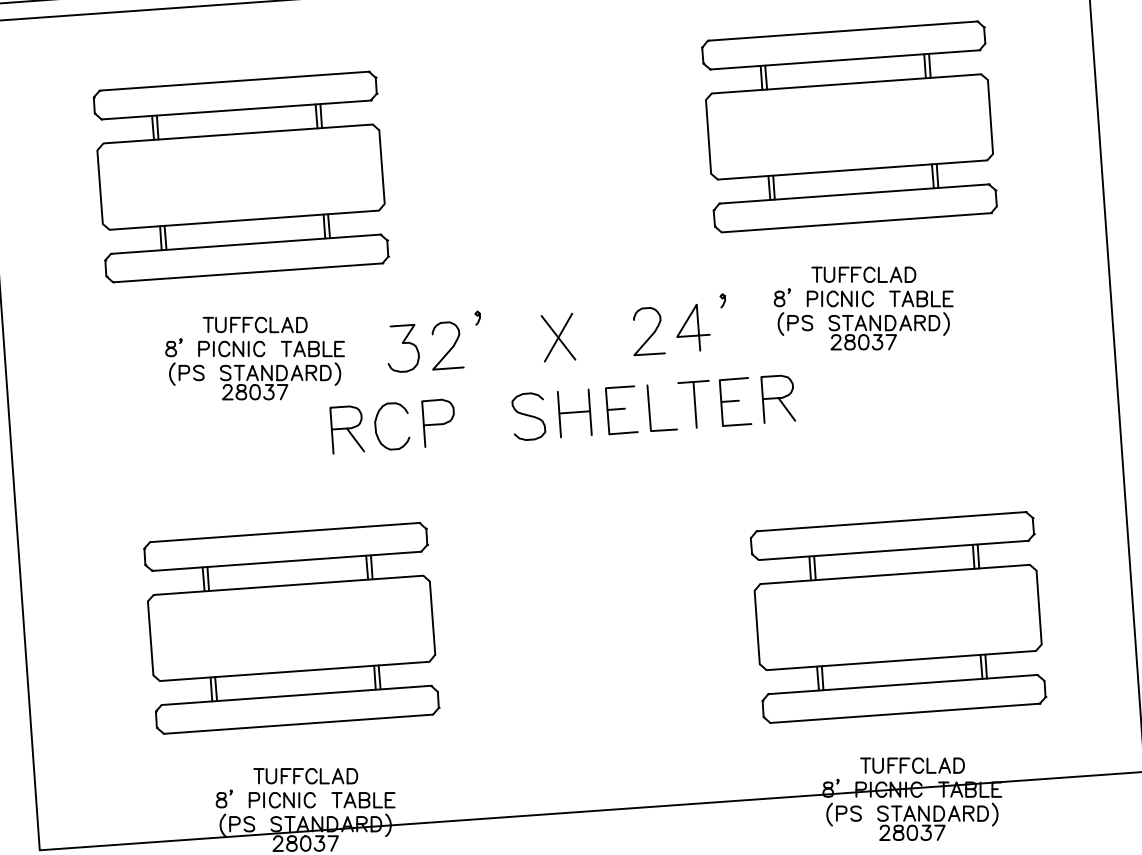
ADAPTIVE SWING PACKAGE w/ ORGANIZED CHAIN 8899

EXPRESSION SWING 3-1/2" TOPRAIL, 8' HIGH 5128

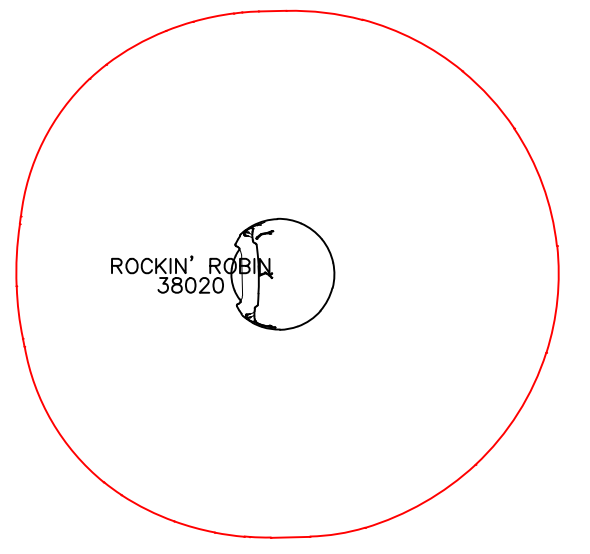
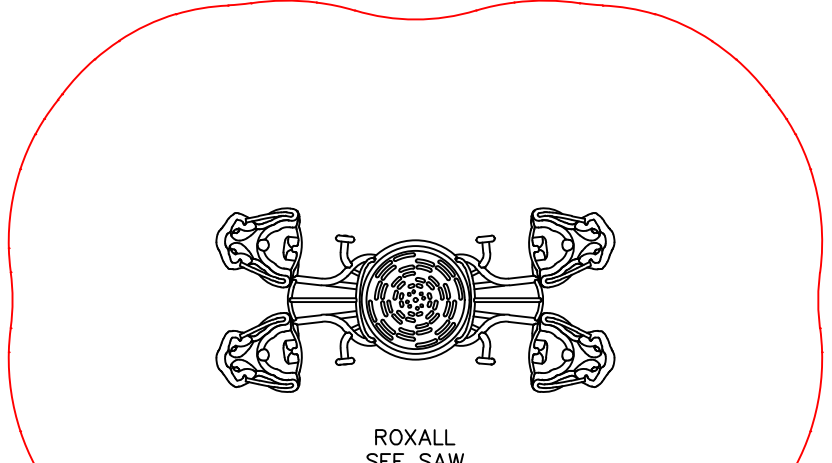
ADA PRIMETIME SWING ADD-A-BAY 12584

PRIMETIME SWING 18826

PRIMETIME SOLO SWING (ADD-A-BAY) 5152



NDS INCLUSIVE PLAY SIGN PACKAGE 14926



HARMONIC CHIMES - SET OF 7 3249

CONCERT TRIO 3259

CANTATA CHIMES 3256